

Consultant Commission Calculator

An excel based solution, which is macro free, enabling HR managers and business owners to monitor the sales and the commission of their consultants, all in one place. If you need to monitor the steps of various projects, take a look at the details below.

List up to 30 consultants and assign a commission %

Change the commission % mid year

Add a monthly threshold to increase the commission %

Track daily sales for each consultant

Get daily commission figures

View overall earnings broken down by consultant

Create a monthly commission report for each consultant


See annual commission v 'profit' overview

See monthly breakdown of consultant/business finances

Track monthly sales of each consultant

And so much more...

Scroll down to
see more
about this
product



Calculate your consultant's commission easily

Your Business

Name: Mike Wilson

Individual Payment Report

Month: April

Year: 2018

Date	Sales	Running Total	Money Earned	Running Total Earned	Commission %
Sun, 01 April 2018	£0.00	£0.00	£0.00	£0.00	80.00%
Mon, 02 April 2018	£0.00	£0.00	£0.00	£0.00	80.00%
Tue, 03 April 2018	£100.00	£100.00	£80.00	£80.00	80.00%
Wed, 04 April 2018	£120.00	£220.00	£96.00	£176.00	80.00%
Thu, 05 April 2018	£90.00	£310.00	£72.00	£248.00	80.00%
Fri, 06 April 2018	£150.00	£460.00	£120.00	£368.00	80.00%
Sat, 07 April 2018	£0.00	£460.00	£0.00	£368.00	80.00%
Sun, 08 April 2018	£0.00	£460.00	£0.00	£368.00	80.00%
Mon, 09 April 2018	£130.00	£590.00	£104.00	£472.00	80.00%
Tue, 10 April 2018	£120.00	£710.00	£96.00	£568.00	80.00%
Wed, 11 April 2018	£200.00	£910.00	£160.00	£728.00	80.00%
Thu, 12 April 2018	£0.00	£910.00	£0.00	£728.00	80.00%

spreadsheetsolutions.biz/store

 SPREADSHEET SOLUTIONS

Thanks for purchasing this Consultant Commission Calculator, we hope that it really helps you.
Please take a look at the details below.

The purpose of this spreadsheet is to allow you to enter up to 30 consultants, and then allocate a commission percentage for each person. You are also able to input a threshold in order to achieve a higher commission. For example, someone could earn 70% commission, but then on everything over £1000 earned in a calendar month, they could earn 75%.

This spreadsheet is geared for businesses who pay their consultants/staff a commission only rate, with a percentage going to the business.

The red sections in this spreadsheet are for you to complete, and the green sections will automatically calculate based on your entered data. Please use the demo videos should you need any assistance with this product.

Start Date for Year:	01 April 2018
It would be best to start on the 1st of a month	
Start Date for Year:	31 March 2019

Watch a Demo Video for the Product



Watch on
YouTube

You can select the start date of this spreadsheet, which will determine the 1 year period. You can simply use a new copy of this spreadsheet for the next year. These dates will determine the report period of your data, as well as set the layout for the sales from each consultant. Simply select the period, add the consultants names and commission percentages, and then capture the sales for each day on the calendar. The calendar will populate automatically when you enter the start date.

Personnel Details

Your Business

Enter the names of up to 30 staff or consultants below. The start date will be shown based on the start each person. If the person has a monthly threshold (where the commission goes up for any sales over the new %. Only use the first section, UNLESS you wish to change the commission rate midway during the section with the current details, and complete the second section (with the start date). That will then previous entries. Use the third section if you need to change it for a third time.

First Details of the Period			Second Details of the Period (if Required)					
Personnel Names	Start Date	%	Target Commission		1st of a month		Target Commission	
			Target	%	Start Date	%	Target	%
Mike Wilson	01/04/2018	80.00%						
Chris Smith	01/04/2018	80.00%						
Kim Jones	01/04/2018	80.00%						
Sarah Blake	01/04/2018	80.00%	£2,000.00	85.00%				

You can list up to 30 consultants, and assign a percentage commission to each person. You also have the ability to assign a threshold to increase the percentage. As in the image Sarah Blake would get 80% commission up to £2000 worth of sales, all sales over £2000 in a calendar month, would earn 85% commission.

If you need to change any consultant's commission rate mid way through the year, you can do so. Simply add the date of the change and the new details in the next section, and that change will take place on that date. You can change the details 3 times in a year, and still look at previous dates with the correct (old) values.

Sales Entries

Your Business

Yearly Totals for Mike Wilson						Yearly Totals for Chris Smith						Yearly Totals for Kim Jones					
Sales			Earned			Sales			Earned			Sales			Earned		
£900.00			£720.00			£900.00			£720.00			£900.00			£720.00		
Mike Wilson						Chris Smith						Kim Jones					
Date	Sales	Run. Total	Owing	Earn. Total	% Used	Sales	Run. Total	Owing	Earn. Total	% Used	Sales	Run. Total	Owing	Earn. Total	% Used		
Sun, 01 Apr 2018	£0.00	£0.00	£0.00	£0.00	80.00%	£0.00	£0.00	£0.00	£0.00	80.00%	£0.00	£0.00	£0.00	£0.00	80.00%		
Mon, 02 Apr 2018	£0.00	£0.00	£0.00	£0.00	80.00%	£0.00	£0.00	£0.00	£0.00	80.00%	£0.00	£0.00	£0.00	£0.00	80.00%		
Tue, 03 Apr 2018	£100.00	£100.00	£80.00	£80.00	80.00%	£120.00	£120.00	£96.00	£96.00	80.00%	£100.00	£100.00	£80.00	£80.00	80.00%		
Wed, 04 Apr 2018	£120.00	£220.00	£96.00	£176.00	80.00%	£200.00	£320.00	£160.00	£256.00	80.00%	£170.00	£270.00	£136.00	£216.00	80.00%		
Thu, 05 Apr 2018	£80.00	£300.00	£64.00	£240.00	80.00%	£100.00	£420.00	£80.00	£336.00	80.00%	£110.00	£380.00	£88.00	£304.00	80.00%		
Fri, 06 Apr 2018	£150.00	£450.00	£120.00	£360.00	80.00%	£80.00	£500.00	£64.00	£400.00	80.00%	£140.00	£520.00	£112.00	£416.00	80.00%		
Sat, 07 Apr 2018	£0.00	£450.00	£0.00	£360.00	80.00%	£0.00	£500.00	£0.00	£400.00	80.00%	£0.00	£520.00	£0.00	£416.00	80.00%		
Sun, 08 Apr 2018	£0.00	£450.00	£0.00	£360.00	80.00%	£0.00	£500.00	£0.00	£400.00	80.00%	£0.00	£520.00	£0.00	£416.00	80.00%		
Mon, 09 Apr 2018	£130.00	£580.00	£104.00	£464.00	80.00%	£120.00	£620.00	£96.00	£496.00	80.00%	£120.00	£640.00	£96.00	£512.00	80.00%		
Tue, 10 Apr 2018	£120.00	£700.00	£96.00	£560.00	80.00%	£150.00	£770.00	£120.00	£616.00	80.00%	£150.00	£790.00	£120.00	£632.00	80.00%		
Wed, 11 Apr 2018	£200.00	£900.00	£160.00	£720.00	80.00%	£100.00	£870.00	£80.00	£696.00	80.00%	£100.00	£890.00	£80.00	£712.00	80.00%		
Fri, 13 Apr 2018																	

Once this spreadsheet has been set up, the day to day management is very easy. Simply fill in the sales each day, for each consultant (the red headers). The rest of the values are automatically calculated, based on the settings which you have determined. The calendar down the left hand side shows weekends and bank holidays to keep you informed.

Just completing the sales figures each day, will show you a running total for each consultant, the amount owing to each consultant, the running total of earnings, and the commission percentage used to calculate each value.

Your Business

Name:

Mike Wilson

Individual Payment Report

Month:

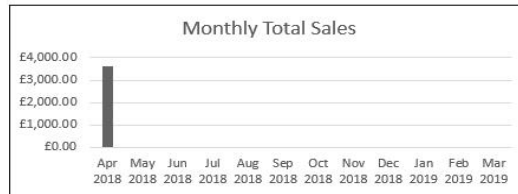
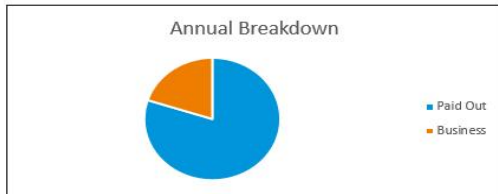
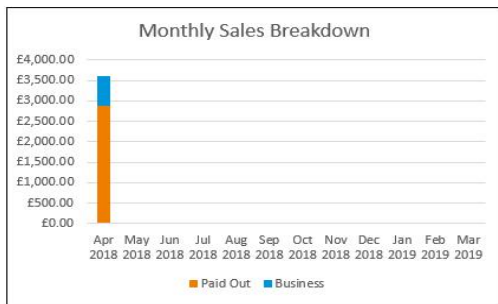
April

Year:

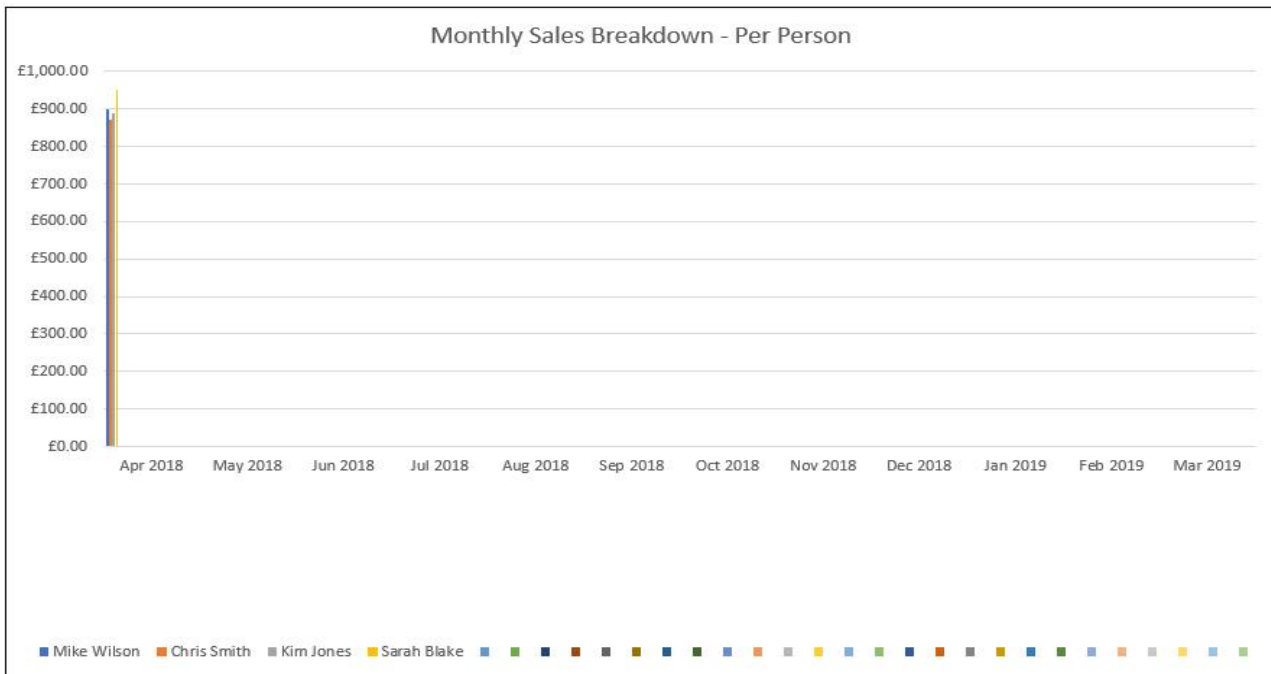
2018

Date	Sales	Running Total	Money Earned	Running Total Earned	Commission %
Sun, 01 April 2018	£0.00	£0.00	£0.00	£0.00	80.00%
Mon, 02 April 2018	£0.00	£0.00	£0.00	£0.00	80.00%
Tue, 03 April 2018	£100.00	£100.00	£80.00	£80.00	80.00%
Wed, 04 April 2018	£120.00	£220.00	£96.00	£176.00	80.00%
Thu, 05 April 2018	£80.00	£300.00	£64.00	£240.00	80.00%
Fri, 06 April 2018	£150.00	£450.00	£120.00	£360.00	80.00%
Sat, 07 April 2018	£0.00	£450.00	£0.00	£360.00	80.00%
Sun, 08 April 2018	£0.00	£450.00	£0.00	£360.00	80.00%
Mon, 09 April 2018	£130.00	£580.00	£104.00	£464.00	80.00%
Tue, 10 April 2018	£120.00	£700.00	£96.00	£560.00	80.00%
Wed, 11 April 2018	£200.00	£900.00	£160.00	£720.00	80.00%
Thu, 12 April 2018	£0.00				
Fri, 13 April 2018	£0.00				
Sat, 14 April 2018	£0.00				
Sun, 15 April 2018	£0.00				
Mon, 16 April 2018	£0.00				
Tue, 17 April 2018	£0.00				

At any stage during any month, select the month and year of the desired month, and the person you wish to view. You will then see a report of the sales earned that month by that person. This sheet can be saved as a PDF, and included with the payment to the individual. If you supply your consultants with some form of document to show what was earned and paid, this could be that form.



By simply using this spreadsheet, the report will continually update automatically. There are various graphs on this page such as those shown in the image. You can track your overall paid out amount against the business portion of the sales. You are also able to see a month by month breakdown of the sales (paid out v business portion). These graphs update as you input the figures on the other tabs.



The last graph is an overall chart, showing the sales for each month, per consultant. This helps you to see an overall view of the year, and to see which consultant excelled each month. Ideal for annual reviews or monitoring trends and staff performance.

So there you have it, an overview of this unique product. We can't show you everything in this brochure, so please use the link below to the demo video, should you wish to see exactly how this product works.

All the other links you may need for more information, or to purchase this product, are below.




In order to purchase this product, download a free trial, or watch the demo video, please click the image to the left.

This product is sold from the UK, and will be invoiced as GBP. The fee is a once off fee, and there is no monthly charge. There will be an entirely optional annual charge, should you want to receive future upgrades.

£220

This product is created by:



**SPREADSHEET
SOLUTIONS**

Creating business solutions through custom spreadsheets

www.spreadsheetsolutions.biz

© Sumcor Ltd - Trading as Spreadsheet Solutions

The use of this spreadsheet acts as acceptance of our terms and conditions.